

1

Greetings




1. Listen, look and talk.

①
Good morning!

②
Wow! Monkey
Munchy!

③
Hello, Monkey
Munchy!

④
Wow! Panda
Pandy!



Cambridge Young Learners English Sunday School





①
Say hello to
Teddy Bear!




②
Hi, Teddy Bear!

2. Rhythm practise.


Hello!   Hello!   Hello! Hello! Hello!   

Hello!   Hello!   Hello! Hello! Hello!   


Good morning!   Good morning!  

Good morning! Monkey Munchy/Panda Pandy!   

3. Look and act. *Let's say "Hello".*



 4. Listen, look and say. *Let's greet them.*





5. Let's chant and sing.

Illustration of a yellow sign with a dashed border. On the left side of the sign, there are six cartoon characters: a monkey, a boy in a blue cap, a panda, a girl in a blue dress, a boy in a striped shirt, a dog, and a girl with red hair. On the right side of the sign, there is a chant:

Hello! Hello! Hello!
Hello, Monkey Munchy!
Hello! Hello! Hello!
Hello, Panda Pandy!
Hello! Hello! Hello!
Hello, Dog Doffy!
Hello! Hello! Hello!
Hello, Cat Catty!

6. Greet your friends!

Illustration of two scenes showing children greeting each other. In the first scene, a boy with glasses says "Hello!" and a girl replies "Hi!". In the second scene, a girl says "Good morning!" and a boy replies "Morning!".